



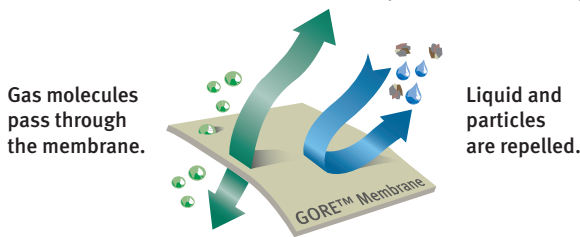
GORE® Turbine Filters

More Power, Less Wear

Hydrophobic Flange Top Cartridge E12 HEPA Filter

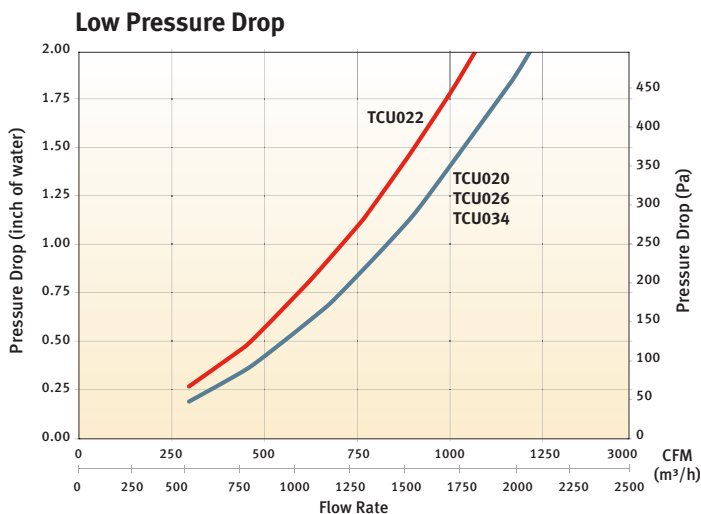
Maintain High Power Output

GORE® Turbine Filters provide filtration through use of a patented multi-layer construction to capture $\geq 99.5\%$ of all contaminants and block water ingestion. This eliminates power losses and maintains clean compressor efficiency.



Eliminate Off-Line Washes

By capturing or blocking all particulate, many users are able to eliminate shutdowns for water washing. This increases machine availability and reliability. Many turbines that use Gore filters have been running for tens of thousands of hours without the need to shut down for water washing.



Stop Salt and Water Ingress

1. Gore's high efficiency ($\geq 99.5\%$) multi-layer composite removes salt crystals and other submicron particulates from passing through the filter.
2. Gore's hydrophobic membrane blocks both water and dissolved salts from entering the compressor. This prevents corrosion damage which can contribute to unexpected failures and major outages.



KEY FEATURES

- E12 filtration efficiency $\geq 99.5\%$ at MPPS
- Hydrophobic membrane prevents water ingress
- Stops penetration of particles and dissolved salts
- High burst pressure
- Proven lifetime
- Low initial pressure drop

KEY BENEFITS

- Eliminates compressor fouling and associated power loss
- Reduces turbine wear
- Eliminates off-line water washings
- Maintains consistent low heat rate
- Reduces salt induced corrosion



GORE® Turbine Filters

More Power, Less Wear

Construction Materials

Filter Media	Fully synthetic composite with ePTFE membrane
Structural Components	Galvanized (ASTM A653) G60 standard
Potting	Polyurethane
Gasket	EPDM rubber

Application Performance

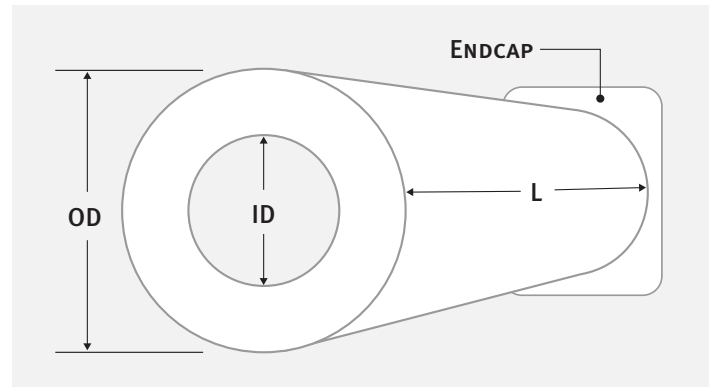
Efficiency	E12 according to EN 1822 Min. 99.5 % @ MPPS
Wet Burst Pressure	> 7500 Pa (30 in wg)
Initial Pressure Drop	
TCU020	140 Pa @ 1000 m ³ /hr (0.6 in wg at 588 cfm)
TCU022	190 Pa @ 1000 m ³ /hr (0.8 in wg at 588 cfm)
TCU026	140 Pa @ 1000 m ³ /hr (0.6 in wg at 588 cfm)
TCU034	140 Pa @ 1000 m ³ /hr (0.6 in wg at 588 cfm)
Recommended Maximum dP	1000 Pa (4 in wg)
Temperature Range	-40 °C to +65 °C (-40 °F to +149 °F)

Dimensions	Outside Diameter	Inside Diameter	Length
TCU020	324 mm (12.75 in)	211 mm (8.30 in)	914 mm (36 in)
TCU022	324 mm (12.75 in)	211 mm (8.30 in)	663 mm (26 in)
TCU026	324 mm (12.75 in)	211 mm (8.30 in)	1014 mm (40 in)
TCU034	324 mm (12.75 in)	211 mm (8.30 in)	864 mm (34 in)

Direct replacement of most conventional filters with no modifications required to filter housing.

Operational Mode

Static or pulse cleanable (for arctic or desert environments)



All data expressed as typical values. Please contact W. L. Gore & Associates directly to confirm current information and to verify data for a specific part number. Specifications are subject to change.

www.gore.com/turbinefilters

E-Mail: turbinefilters@wlgore.com

GORE and designs are trademarks of W. L. Gore & Associates
© 2014, 2016 W. L. Gore & Associates, Inc.
Covered by the following patents: EP 16741441, US 7501003, US 8147583

W. L. Gore & Associates

Americas

W. L. Gore & Associates, Inc.
101 Lewisville Road
Elkton, MD 21921
USA
Phone: +1 410 392 3300
Fax: +1 410 398 6624

Europe

W. L. Gore & Associates GmbH
Hermann-Oberth-Str. 26
D-85640 Putzbrunn
Germany
Phone: +49 89 4612-2211
Fax: +49 89 4612-2302

Middle East

W. L. Gore & Associates GmbH Middle East - Abu Dhabi
P. O. Box 11 44 70
Al Reem Island, Sky Tower, Office 609
Abu Dhabi
UAE
Tel: +971 2 5089444
Fax +971 2 5089445



Contact a Gore application engineer for assistance in determining the appropriate GORE® Turbine Filter for your specific application.

FOR INDUSTRIAL USE ONLY.

Not for use in food, drug, cosmetic or medical device manufacturing, processing, or packaging operations.